

EXHIBITOR BOOTH MAP TEMPLATE

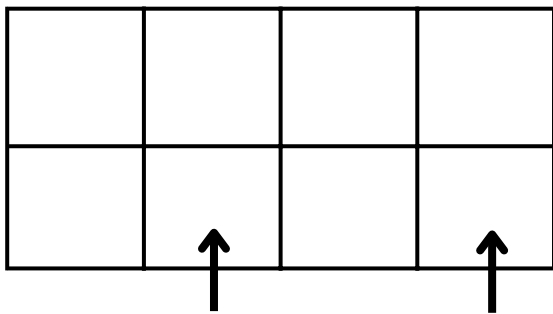
Booth numbers and booth layouts must be provided at the time an order is placed. Please complete this document and submit it as an attachment with your order.

Types of Exhibitor Booths

Line Booth – Booth adjacent to other booths, facing the aisle


Peninsula Booth – Booth at the end of a row of booths, an “endcap,” adjacent to booths behind it

Island Booth – A stand-alone booth, not directly adjacent to other booths



Line Booth

Peninsula Booth



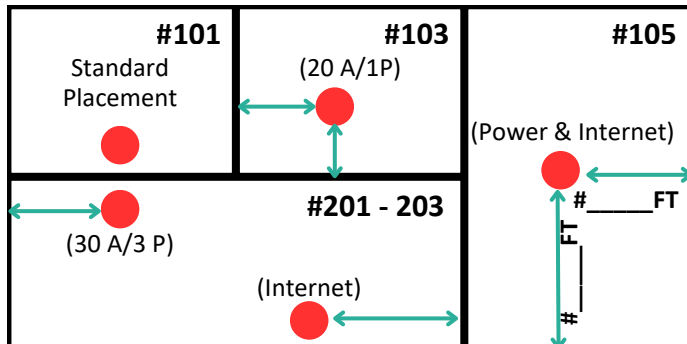
Island Booth

Floor Plan Examples

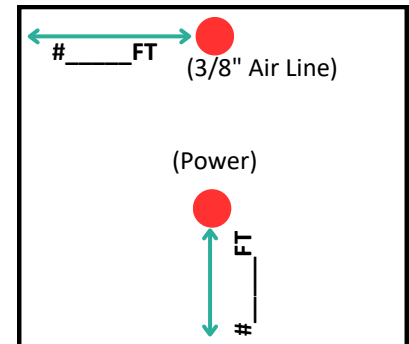
Line Booth

Line Booth

Peninsula Booth



Island Booth



Exhibitor Floor Plan

Important Items to Include:

- Mark service locations with measurements (i.e. electrical, mechanical, IT services)
- Indicate adjacent booth numbers and/or aisles
- Indicate your booth dimensions (ie. 10 x 20 diagram below)

Please Note: If floorplan is not provided, services will be placed in center-rear of booth

EXHIBITOR BOOTH MAP TEMPLATE

Event Name:			
Event Dates:			
Exhibiting Company:			
Booth Number:		Booth Dimension:	X
Phone:			
Email:			

Scale: 1 Square = 1 Foot

Please indicate if a different scale is used: 1 Square = _____

Adjacent Booth # _____

Adjacent Booth #

Adjacent Booth #

FRONT OF BOOTH

Adjacent Booth # _____